

Help Your Child With Phonics



**Henleaze Infant
School**

Phase 2 – Some Examples

Sounds and Actions

s- move hands like a snake and say “sss”.

a- move one hand up arm like ants crawling and say “aaa”.

t- move head left to right and say “ttt” like watching tennis.

p- hold finger in front of mouth and pretend to blow out candle saying “ppp”.

i- Wiggle fingers on cheek like whiskers and say “iii”.

n- hold arms out to sides like a plane and say “nnn”.

m- rub stomach and say “mmm”.

d- move hands like beating a drum and say “ddd”.

g- move hands in circles like gurgling down a drain and say “ggg”.

l/l- pretend to lick a lollypop.

o- point to light switch and say “ooo” like witching off a light.

c- move hands like clicking castanet’s saying “ccc”.

ck move hands like clicking castanet’s saying “ccc”.


e- move fingers like tapping the top of an egg and say “eee”

u- move hands like putting up an umbrella and say “uuu”.

r- hold finger in front of teeth like a dog with a toy and say “rrrr”.

h- hold hand in front of mouth and breathe and say “hhh”.

f/ff- move hands like squashing air from a fist and say “fff”.



Phase 3, 4 and 5 – Some Examples

ch- move hands at sides like a train

sh- put finger to lips and say “shhh”

th- stick out tongue like a cheeky clown

ng- put arms about your head like lifting a really heavy weight

qu- move hands like a duck’s beak

ai/ ay /ey/ a e- hold hand to ear and say “ai” pretending that you cannot hear

ee-or/ aw ea/e-e- hold hands on head like a donkey ears and say “ee,or”

igh/ i e- point to eye

oa- place hand over mouth as if you have made a mistake and say “oa”

oo- put neck and head forward as if a cuckoo clock and say “oo”

ar- flap arms up and down at sides like a seal and say “ar,ar”

ur/ ir- with a disgusted face move hands as though you have found something horrid

oi/ oy- cup hands around mouth and say “oi” as if trying to call out to someone

ear- wiggle ear

air- move hand in circles in the air and say “air”

oe/o-o- point to toe and say “oe”

au- push arm in the air like a rocket taking off and say “launch, au”

ure- move hand like a pirate in front of chest and say “ure”

u-e, ue, ew- point finger from body and say “ue, like you”



Phase 6 – Some Examples

Prefixes Change the meaning


dis	undo	pre	before
re	back, again	mis	bad, wrong
un	not, the reverse of	in	not, in
de	down	inter	between, among
pro	on behalf of, before	con	with

See if you can use these other prefixes...

im en sub com post anti circum il super ex be ir di

Suffixes

-ion	turn verbs into nouns
-ment	turn verbs into nouns
-able	turn verbs into adjectives
-ly	turns adjectives into adverbs
-ness	turns adjectives into nouns
-ful	turns nouns into adjectives
-less	turns nouns into adjectives



See if you can use these other suffixes...

-est -ous -tion -ic -ent -ive -or -ance -ence -er -ing -ed

Tenses

Past tense – I was looking.

Present tense – I am looking.

Future tense – I will be looking.

Phonic Terms

Phoneme: a phoneme is the sound that a letter or group of letters makes in a word.

Grapheme: a grapheme is what a sound looks like written down. E.g r ai n

Segment: segment is breaking a word up into it's phonemes/sounds

Blend: blending is sounding out the individual sounds in words to creat a word.

Split digraph: Example, c a k e, l i k e

Typical Timing Of Phases

Reception: Phase 1,2,3

Year 1: Phase 4 and 5(Revise 2,3)

Year 2: Phase 6 (Revise 5)




Activities to try at home

Sound box –

fill a shoe box with objects or words to sort

Buried Treasure –

sort real words from fake words



Flash Cards –

write sounds and words on pieces of paper
and practice with your child

Robot voices –

blend and segment
words using a robot voice

